

Behind The Election Corruption Curtain

CAPT. SETH KESHEL

BASTROP, TEXAS

10 OCTOBER 2022



IF NOT YOU, WHO?

<https://t.me/RealSKeshel>

If ye love wealth better than liberty, the tranquility of servitude better than the animating contest of freedom, go home from us in peace. We ask not your counsel or arms. Crouch down and lick the hands which feed you. May your chains set lightly upon you, and may posterity forget that ye were our countrymen.

-Samuel Adams

Texas - 2020

INTEL SUMMARY

TEXAS

GOP

DEM

MAR

'04 4,526,917

2,832,704



22.9%

TEXAS

GOP

DEM

MAR

'08	4,479,328 	3,528,633 	+476,733 RV	11.8%
'04	4,526,917	2,832,704		22.9%

TEXAS

GOP

DEM

MAR

'12	4,569,843 [▲]	3,308,124 [▼]	+71,164 RV	15.8%
'08	4,479,328 [▼]	3,528,633 [▲]	+476,733 RV	11.8%
'04	4,526,917	2,832,704		22.9%

TEXAS

GOP

DEM

MAR

'16	4,685,047 [▲]	3,877,868 [▲]	+1,454,861 RV	9.0%
'12	4,569,843 [▲]	3,308,124 [▼]	+71,164 RV	15.8%
'08	4,479,328 [▼]	3,528,633 [▲]	+476,733 RV	11.8%
'04	4,526,917	2,832,704		22.9%

TEXAS

GOP

DEM

MAR

'20 2,649,852 

???

+1,854,432 RV ???

'16 4,685,047 

3,877,868 

+1,454,861 RV **9.0%**

'12 4,569,843 

3,308,124 

+71,164 RV **15.8%**

'08 4,479,328 

3,528,633 

+476,733 RV **11.8%**


'04 4,526,917

2,832,704

22.9%

TEXAS


Joe Biden



5,259,126

TEXAS

Joe Biden

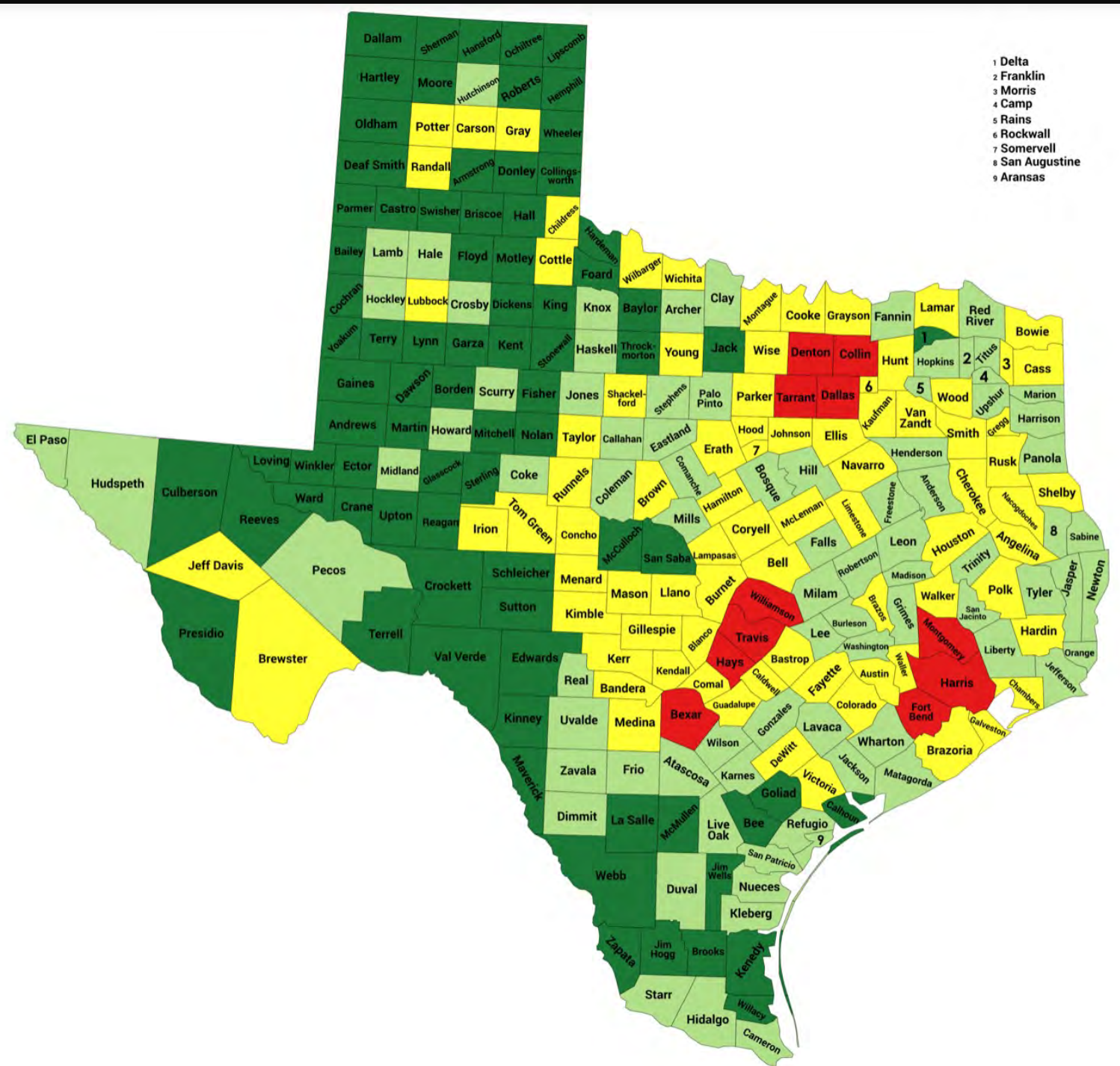


5,259,126

Trump +5.6%

Votes Expected: 4,419,059

Margin Expected: 14.0%



TEXAS

Texas - 2020 Keshel Method

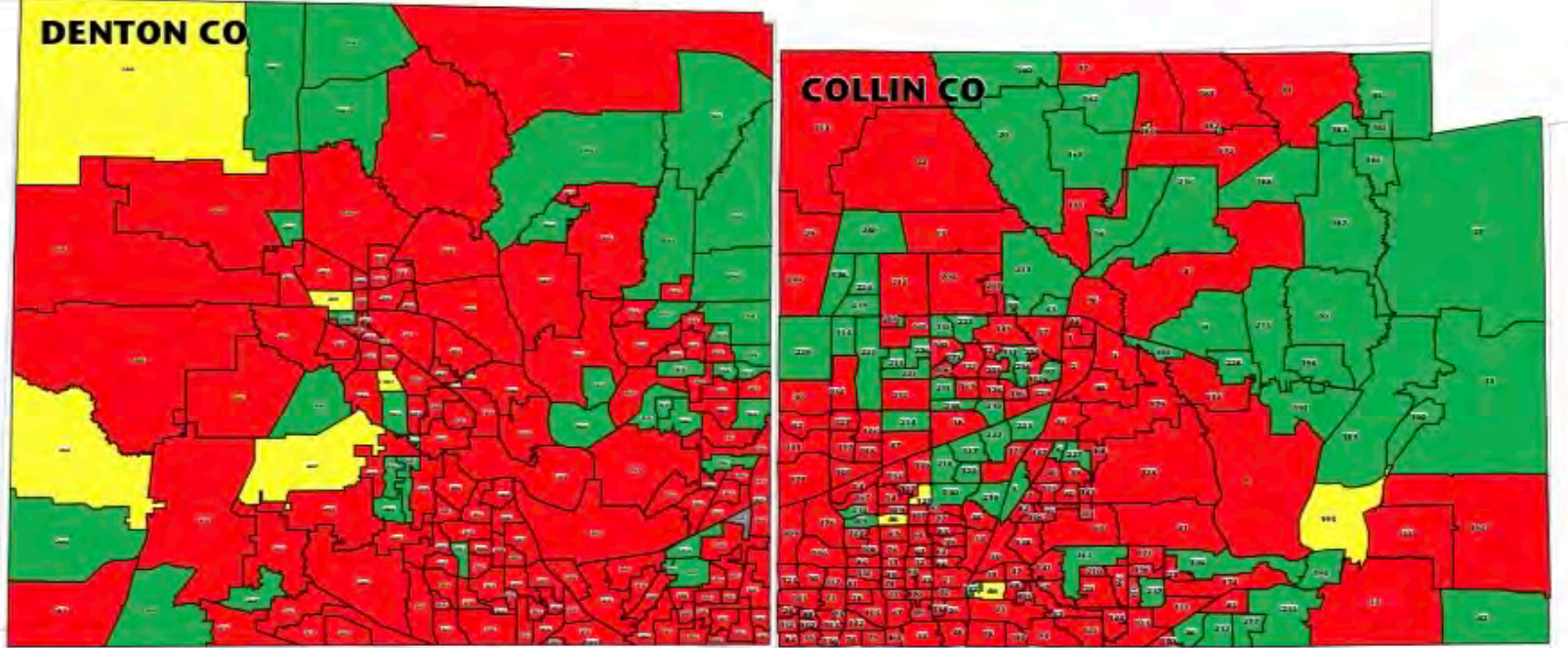
- >15,000 excess Biden votes
- Disruption of Trend, <15,000 excess Biden votes
- Trend progression intact, excess Biden votes present
- No statistical evidence at county level of excess Biden votes

“DFW BIG FOUR”

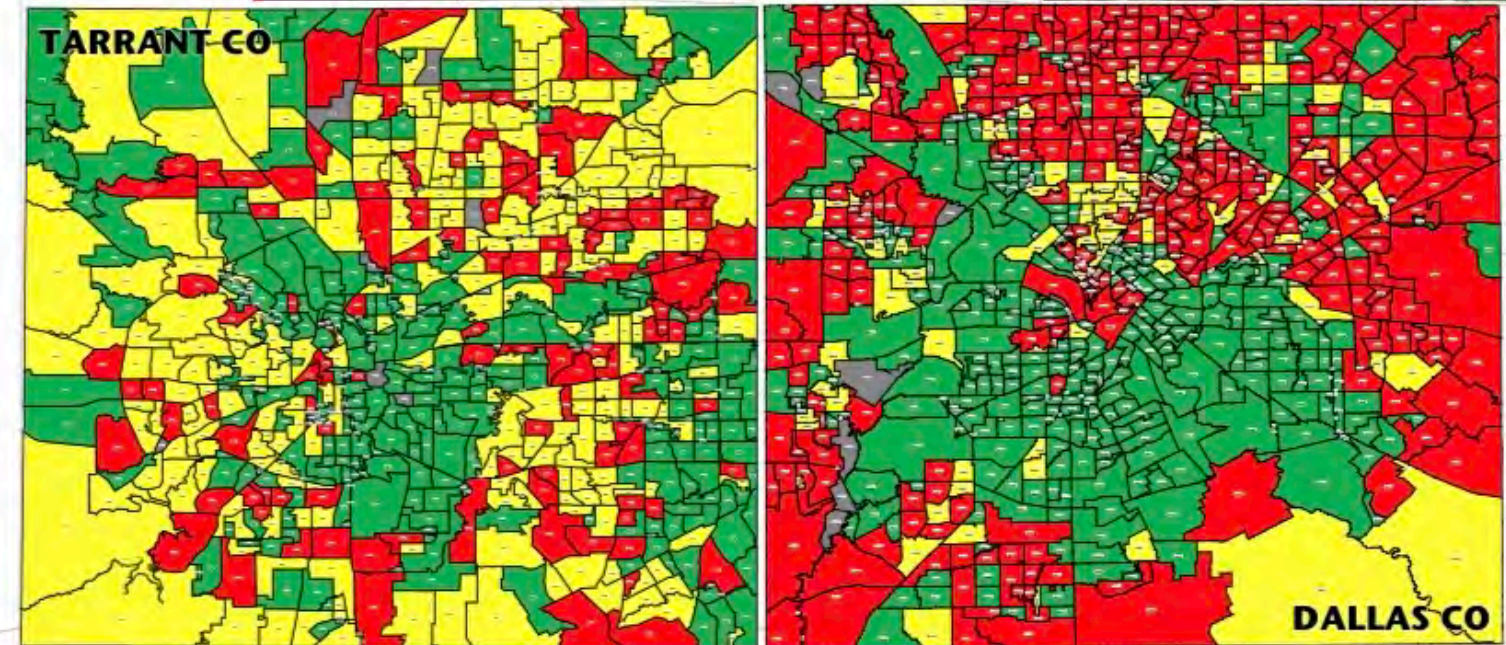
DALLAS / FORT WORTH AREA, TEXAS County and Precinct Watch Map

- Denton County
- Collin County
- Tarrant County
- Dallas County

Wise County



Parker County



Rockwall County

Kaufman County

Likelihood of fraud based on degree of divergence from trends in voter registration, as established by publicly available county and state data.

- **High / Likely Fraud**
Strong, unexplainable divergence from trend
- **Low / No Fraud**
Aligns with voter registration trends
- **Suspect / Possible Fraud**
Moderate divergence from trends
- **N/A / Eliminated**
Likely due to redistricting

Access multimode analysis at: elections20.org/wafr/brief-reports

	Margin	Likely Mar.	Biden Votes	Exp. Biden Votes
Harris	13.3%	7.0%	918,193	807,000
Dallas	31.6%	25.0%	598,576	517,000
Travis	45.0%	36.7%	435,860	356,000
Bexar	18.2%	8.9%	448,452	370,000
Tarrant	0.2%	6.9%	411,567	355,986
Collin	4.3%	16.2%	230,945	180,736
Denton	8.1%	21.4%	188,695	142,704
Remaining	26.7%	34.8%	2,026,838	1,689,633
TEXAS	5.6%	14.0%	5,259,126	4,419,059


TEXAS
2020 Scorecard



CAPTİK
SETH KESHEL

TEXAS Certified

Biden



46.5%

5,259,126

Trump



52.1%


5,890,347

Trump +5.6%

Margin 631,221

TEXAS Realistic

Biden



42.2%

4,419,059

Trump



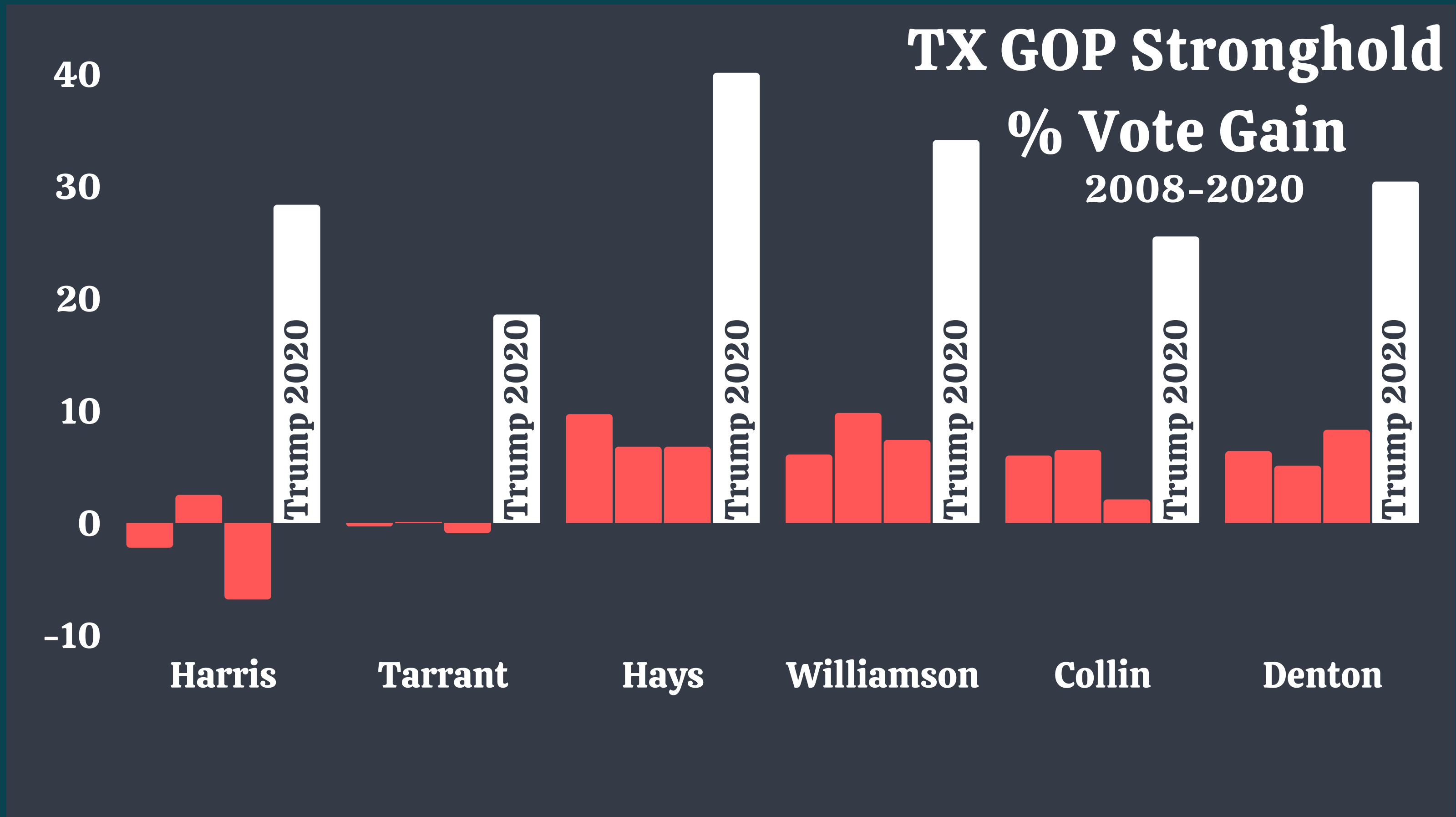
56.2%

5,890,347

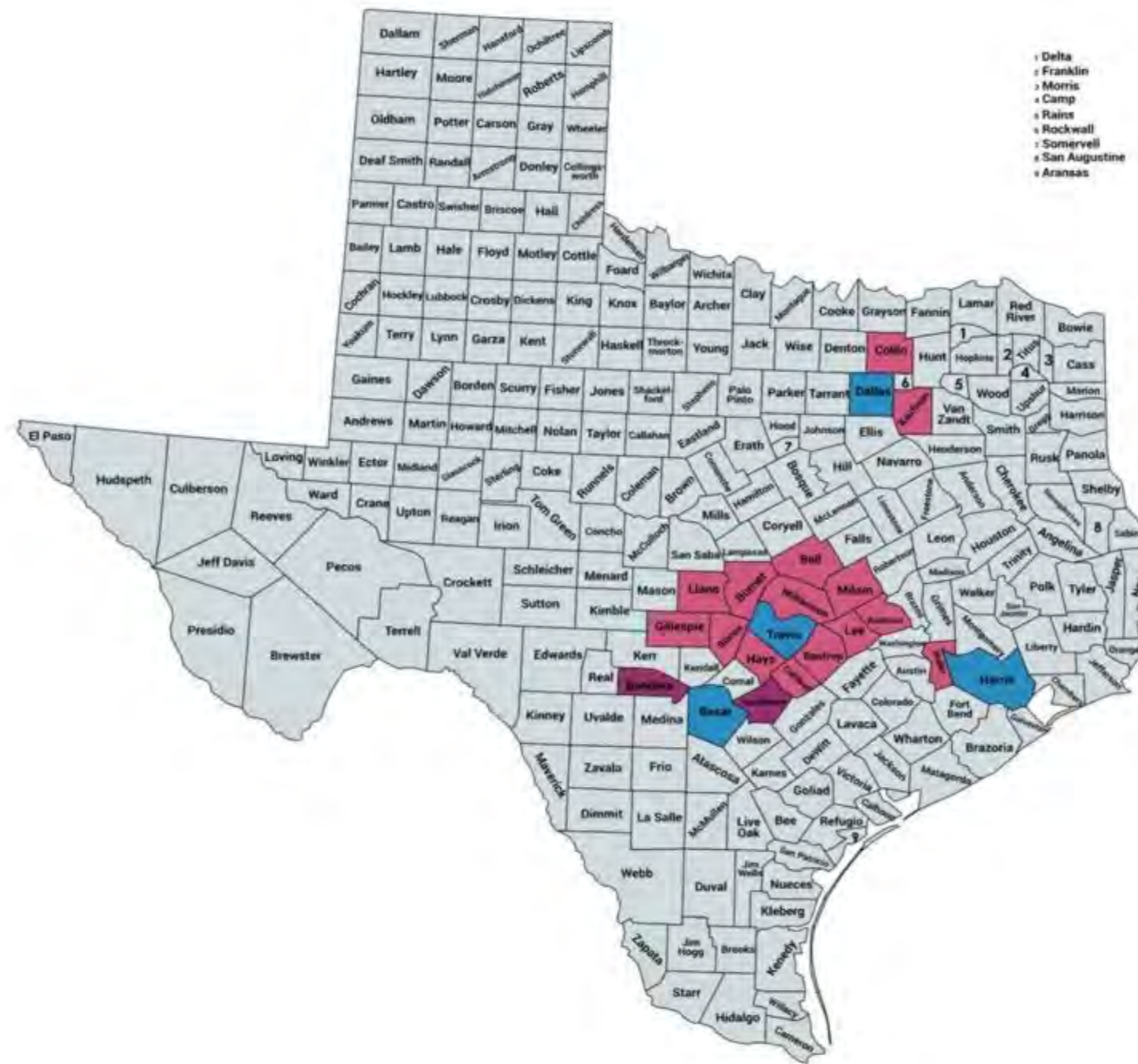
Trump +14.0%

Margin 1,471,288

TEXODUS IN THE SUBURBS?



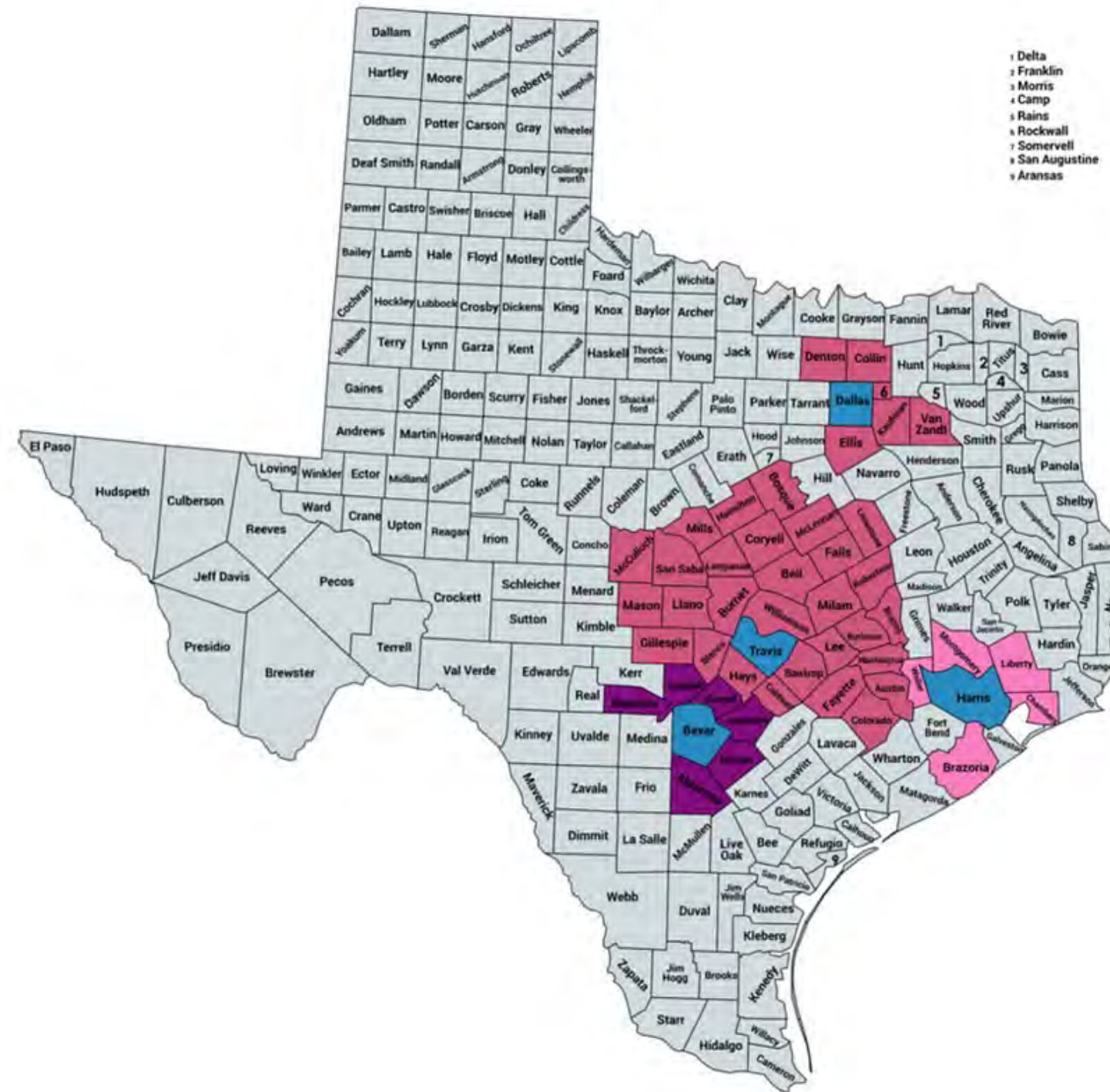
2012



2012 Texas Sponge Map

- Modern Dem Machines
- Cancel Travis, Harris, Dallas
- Cancel Bexar

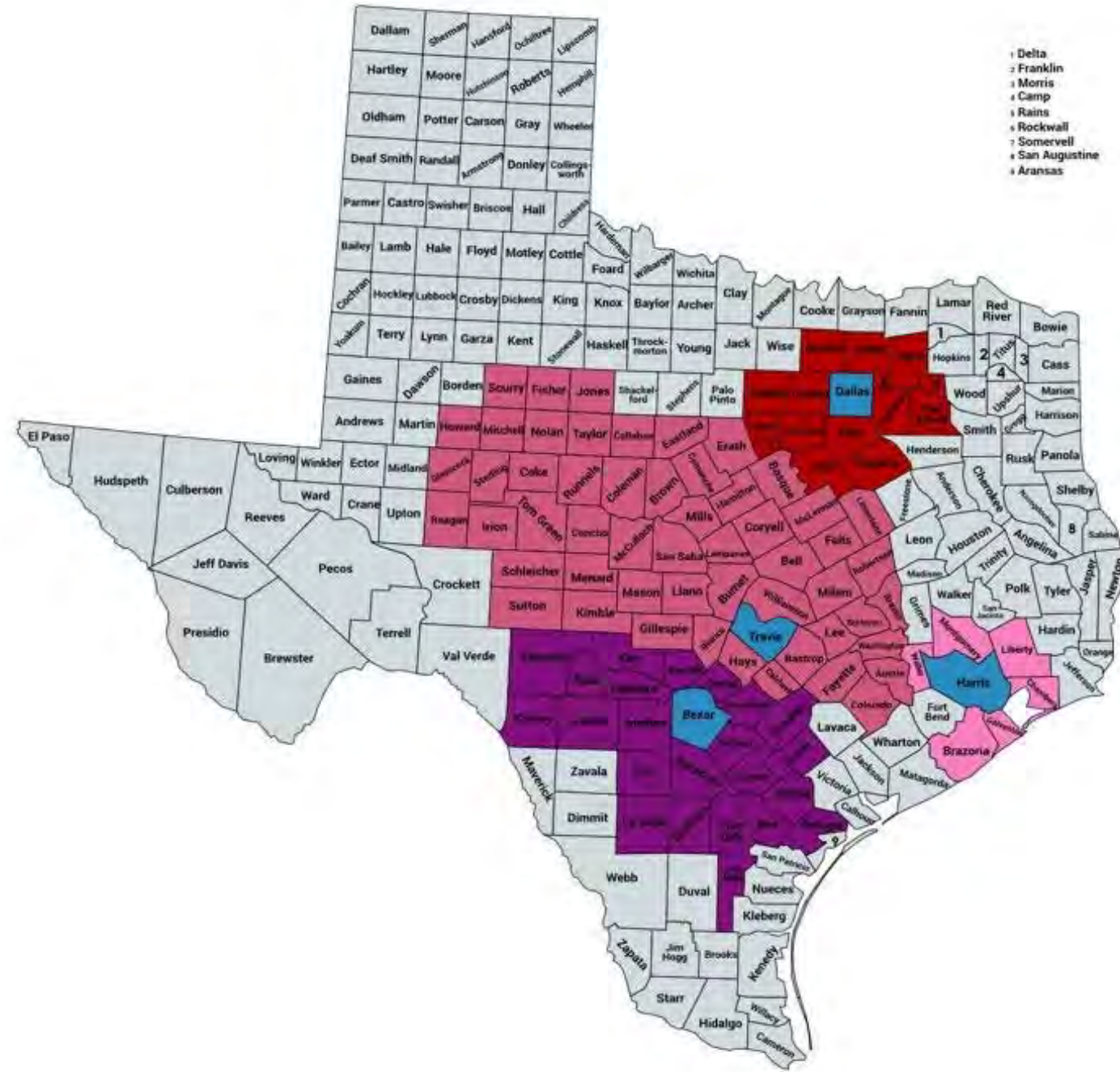
2016



2016 Texas Sponge Map

- Modern Dem Machines
- Cancel Bexar
- Cancel Travis, Dallas
- Cancel Harris

2020



2020 Texas Sponge Map

- Modern Dem Machines
- Cancel Bexar
- Cancel Travis
- Cancel Harris
- Cancel Dallas



HAYS COUNTY

TEXAS

County Classification
REPUBLICAN

2020 Census
241,067 (+83,940 since 2010)

2020 OVERVIEW



HAYS COUNTY, TX

GOP

DEM

MAR

'04

27,021

20,110

14.5%

HAYS COUNTY, TX

GOP

DEM

MAR

'08 29,638 

28,431 

+16,532 RV

2.0%

'04 27,021

20,110

14.5%

HAYS COUNTY, TX

GOP

DEM

MAR

'12	31,661 [▲]	25,537 [▼]	+6,101 RV	10.4%
'08	29,638 [▲]	28,431 [▲]	+16,532 RV	2.0%
'04	27,021	20,110		14.5%

HAYS COUNTY, TX

GOP

DEM

MAR

'16 33,826[▲]

33,224[▲]

+17,835 RV

0.8%

'12 31,661[▲]

25,537[▼]

+6,101 RV

10.4%

'08 29,638[▲]

28,431[▲]

+16,532 RV

2.0%

'04 27,021

20,110

14.5%

HAYS COUNTY, TX

GOP

DEM

MAR


'20 47,680 

???

+31,514 RV

???

'16 33,826 

33,224 

+17,835 RV


0.8%

'12 31,661 

25,537 

+6,101 RV

10.4%

'08 29,638 

28,431 

+16,532 RV

2.0%


'04 27,021

20,110

14.5%

HAYS COUNTY, TX


Joe Biden



59,524

HAYS COUNTY, TX

Joe Biden



59,524

Biden +10.8%

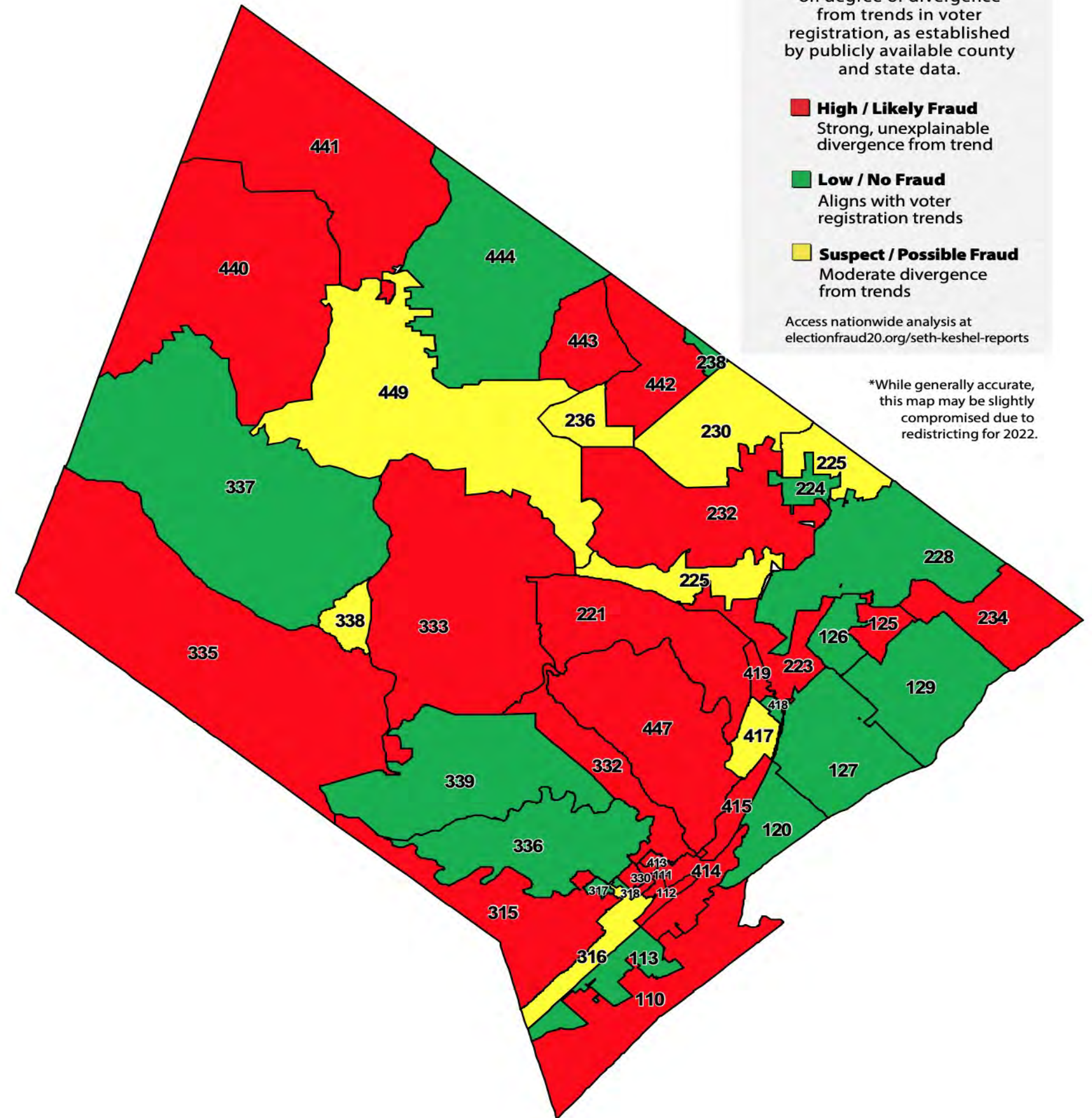
Votes Expected: 41,545

Margin Expected: 6.8%

HAYS COUNTY, TX


HAYS COUNTY, TEXAS Precinct Watch Map

Presidential Election, November 3, 2020



HAYS COUNTY, TX Certified

Biden



54.4%

Biden +10.8%

Trump




43.6%

HAYS COUNTY, TX

Realistic

Biden



45.4%

Trump



52.2%

Trump +6.8%



BASTROP COUNTY

TEXAS

County Classification
CRIMSON

2020 Census
97,216 (+23,045 since 2010)

2020 OVERVIEW



BASTROP COUNTY, TX

GOP

DEM

MAR

'04 13,290

9,794

14.9%

BASTROP COUNTY, TX

GOP

DEM

MAR

'08 13,817[▲]

11,687[▲]

+2,824 RV

8.2%

'04 13,290

9,794

14.9%

BASTROP COUNTY, TX

GOP

DEM

MAR

'12 14,033 

9,864 

-942 RV

17.0%

'08 13,817 

11,687 

+2,824 RV

8.2%

'04 13,290

9,794

14.9%

BASTROP COUNTY, TX

GOP

DEM

MAR

'16	16,328 [▲]	10,569 [▲]	+5,208 RV	18.1%
'12	14,033 [▲]	9,864 [▼]	-942 RV	17.0%
'08	13,817 [▲]	11,687 [▲]	+2,824 RV	8.2%
'04	13,290	9,794		14.9%

BASTROP COUNTY, TX

GOP

DEM

MAR

'20 20,516 

???

+6,959 RV

???

'16 16,328 

10,569 

+5,208 RV

18.1%

'12 14,033 

9,864 

-942 RV

17.0%

'08 13,817 

11,687 

+2,824 RV

8.2%


'04 13,290

9,794

14.9%

BASTROP COUNTY, TX


Joe Biden



15,474

BASTROP COUNTY, TX

Joe Biden



15,474

Trump +13.8%

Votes Expected: 12,500

Margin Expected: 23.8%

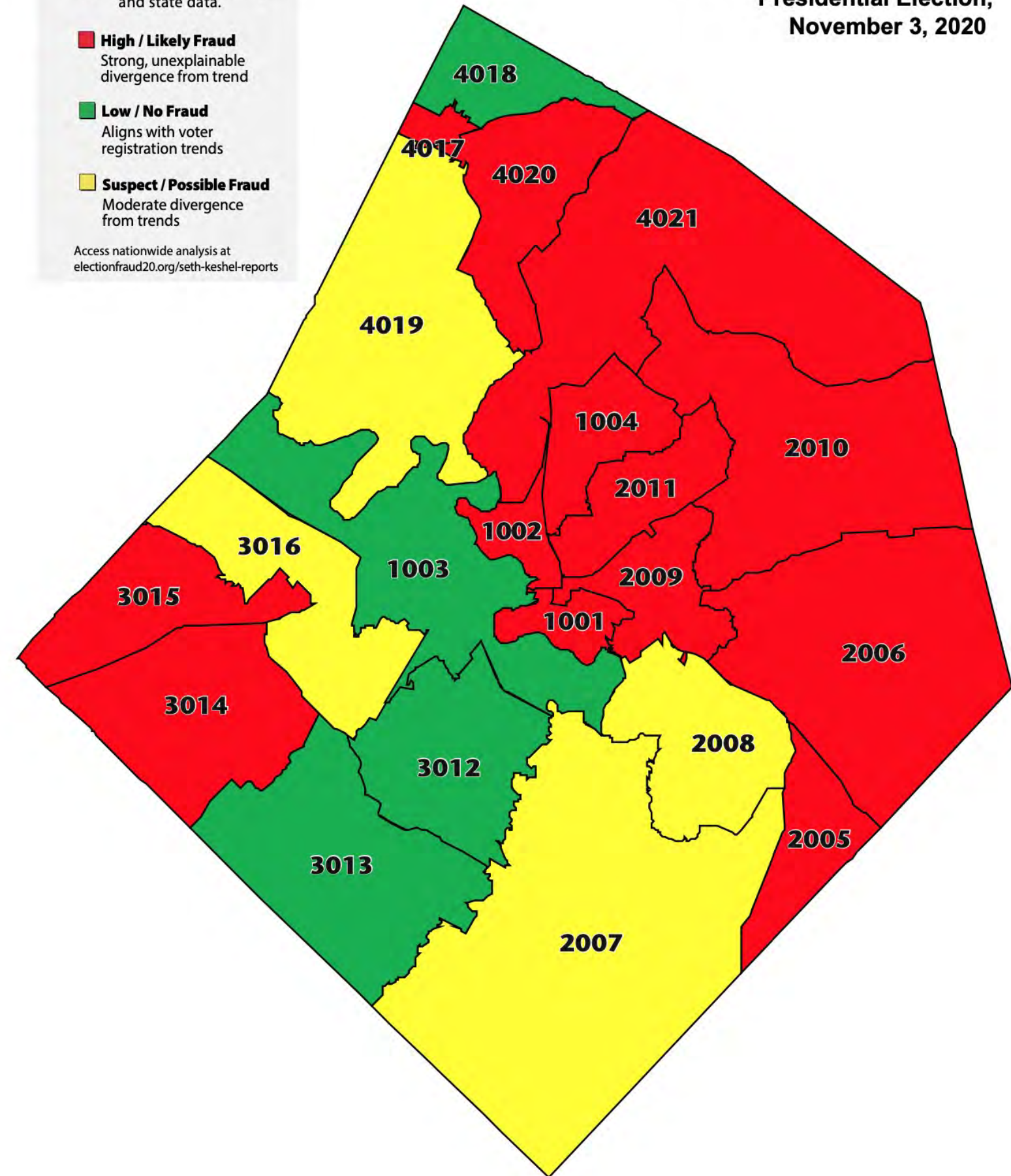
BASTROP COUNTY, TX

BASTROP COUNTY, TEXAS Precinct Watch Map Presidential Election, November 3, 2020

Likelihood of fraud based on degree of divergence from trends in voter registration, as established by publicly available county and state data.

- High / Likely Fraud**
Strong, unexplainable divergence from trend
- Low / No Fraud**
Aligns with voter registration trends
- Suspect / Possible Fraud**
Moderate divergence from trends

Access nationwide analysis at electionfraud20.org/seth-keshel-reports



PRECINCT 1001
BASTROP COUNTY, TX

GOP

DEM

Precinct Classification
CRIMSON

'12

928

516

PRECINCT 1001 BASTROP COUNTY, TX

GOP

DEM

Precinct Classification
CRIMSON

'16

1,206[▲]

641[▲]

Trend 0.4% R

'12

928

516

PRECINCT 1001 BASTROP COUNTY, TX

GOP

DEM

Precinct Classification
CRIMSON

'20

1,676[▲]

???

'16

1,206[▲]

641[▲]

Trend 0.4% R

'12

928

516

PRECINCT 1001 BASTROP COUNTY, TX

GOP

DEM

Precinct Classification
CRIMSON

'20

1,676[▲]

1,024

Trend 4.6% D

'16

1,206[▲]

641[▲]

Trend 0.4% R

'12

928

516

PRECINCT 1001 BASTROP COUNTY, TX

GOP

DEM

Precinct Classification
CRIMSON

'20

1,741[▲]

1,405

Trend 3.2% D

'16

1,387[▲]

1,042[▲]

Trend 1.6% R


'12

1,188

929

BASTROP COUNTY, TX Certified

Biden



42.2%

Trump




56.0%

Trump +13.8%

BASTROP COUNTY, TX


Realistic

Biden



37.1%

Trump



60.9%

Trump +23.8%

The Road Ahead

TEN POINTS TO TRUE
ELECTION INTEGRITY

END ELECTILE

DYS-FUNCTION

CAPT K 

Point One

CLEAN OUT THE VOTER ROLLS

CLEAN OUT THE VOTER ROLLS



312 Registered Voters at this
20 Unit Apartment Bldg in
Madison, WI
(16 adults per unit?)



385 Registered Voters at this 184 Bed Senior
Care Center in Madison, WI



In Dane County, WI



341 Registered Voters at this 15 Unit
Apartment Bldg in Madison, WI
(23 adults per unit?)



376 Registered Voters at this
18 Unit Apartment Bldg in
Madison, WI
(21 adults per unit?)



DID ELECTION FRAUDSTERS USE 2010 CENSUS DATA???



342 Registered Voters at 405 Outer
Loop Road in Somers, WI
*Street name was changed after the 2010
Census*



323 Registered Voters at this address in
Madison, WI
*Building was vacated in 2008 and demolished in
2018*



359 Registered Voters at 409 Outer Loop
Road in Somers, WI
Street name was changed after the 2010 Census

Point Two

BAN ALL ELECTRONIC
ELECTIONS EQUIPMENT

BAN ALL ELECTRONIC ELECTIONS EQUIPMENT



Point Three

VOTER ID WITH PAPER BALLOTS
ONLY

VOTER ID WITH PAPER BALLOTS ONLY



Point Four

BAN MAIL-IN VOTING*

BAN MAIL-IN VOTING*



Point Five

BAN EARLY VOTING*

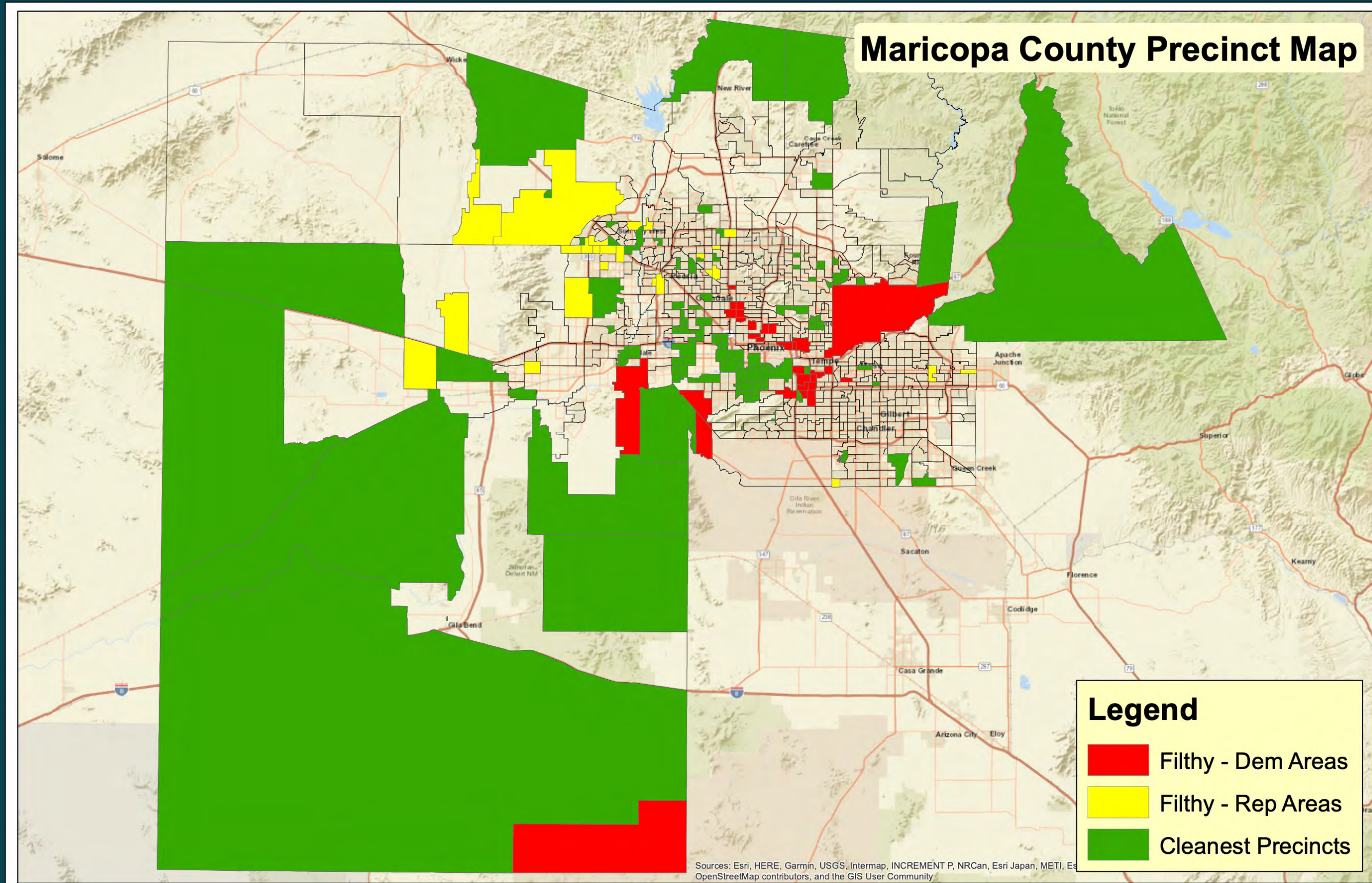
BAN EARLY VOTING*



Point Six

DRASTICALLY SMALLER
PRECINCTS

DRASTICALLY SMALLER PRECINCTS



Point Seven

BAN BALLOT HARVESTING

BAN BALLOT HARVESTING



Point Eight

ELECTION DAY IS A HOLIDAY

ELECTION DAY IS A HOLIDAY



Point Nine

NEW REPORTING REQUIREMENTS
FOR TRANSPARENCY

NEW REPORTING REQUIREMENTS FOR TRANSPARENCY



Point Ten

HEAVY PRISON SENTENCES FOR
ALL WHO COMMIT FRAUD

HEAVY PRISON SENTENCES FOR ALL WHO COMMIT FRAUD



The Time to Act is Now

1) 2020 SET NEW VOTING PRECEDENT

2) PRIMARIES ARE A MAJOR CONCERN

3) SOLUTIONS, NOT COMPLAINTS

**My
Pillow**

**ORDER YOURS
TODAY**

SAVE UP TO 66%

**TIME TO
RISE AND
SHINE**

AMERICA!

PROMO CODE

SETU

1-800-951-6177

MYPILOW.COM



Contact

SKESHEL@PROTONMAIL.COM

captk.com

Follow

TELEGRAM

TRUTH SOCIAL

@REALSKESHEL

SUBSTACK

skeshel.substack.com